

# DUBLIN LADY

001249-0355

WP 8000 mm H<sub>2</sub>O, WVT 5000 g/m<sup>2</sup> 24h. Veste ergonomique pour femme, fermeture éclair longue avec ruban, élastique et serrepoignet en velcro, deux poches externes zippées.

**Composition:** 100% POLYESTER

**Aspect:** SOFT SHELL MECHANICAL STRETCH

**Poids:** 320 GR/MQ

**Tailles:**


**Emballage:** 1/10

**MADE IN:** MADE IN CHINA


**HS CODE:** 62024010




## Couleurs




ROUGE




BLEU MARINE



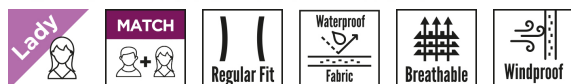
BLEU ROI



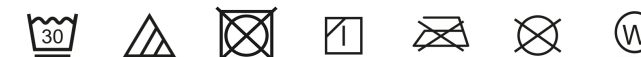
GRIS ACIER



NOIR



## Instructions de lavage



## Certifications



## Guide des Tailles

International Sizes	XS		S		M		L		XL		XXL		3XL	
IT	34	36	38	40	42	44	46	48	50	52	54	56	58	60
FR - ES	30	32	34	36	38	40	42	44	46	48	50	52	54	56
DE	28	30	32	34	36	38	40	42	44	46	48	50	52	54
UK	2	4	6	8	10	12	14	16	18	20	22	24	26	28
(G) - cm	36	36	37	37	38,5	38,5	39,5	39,5	41	41	42	42	43	43
(G) - in	14	14	14½	14½	15	15	15½	15½	16	16	16½	16½	17	17
(A) - cm	72	76	80	84	88	92	96	100	104	108	112	116	120	124
(A) - in	28	30	31	33	35	36	37	39	41	42	44	45	47	48
(B) - cm	54	58	62	66	70	74	76	80	84	88	92	96	100	104
(B) - in	21	23	24	26	27	29	30	31	33	35	36	38	39	41
(C) - cm	80	84	88	92	96	100	104	108	112	116	120	124	128	132
(C) - in	31	33	35	36	38	39	41	42	44	45	47	48	50	51
(D) - cm	81	81	82	82	82	82	83	83	84	84	84	84	85	85
(D) - in	32	32	32	32	32	32	32	32	33	33	33	33	34	34
(E) - cm	160/175						168/185							
(E) - in	63/69						66/73							

